

VetGlu[®]

Vet Skin Adhesive

SECURE | STRONG | FLEXIBLE



Strong



Waterproof



Prevent Infection



Easy to Use

Fast & Strong medical adhesive
for optimal wound closure

PRODUCTS PRESENTATION


Zhejiang PerfectSeal New Materials Technology Co., Ltd. is a biomedical company that has long been committed to medical adhesives and medical wound care products, integrating R&D, production, sales and services. The company has a GMP 10,000-level clean production workshop that meets the international standard system, as well as the most advanced production processes and production lines in the world, and uses the strictest quality and the most satisfactory service to achieve the trust of customers.

Zhejiang PerfectSeal New Materials Technology Co., Ltd. established the VetGlu pet medical product line in 2018. At present, many products have been sold to the United States, Europe, Southeast Asia and other countries, and are deeply favored by customers from various countries. The company has always adhered to the core corporate philosophy of "quality first, sincere service, and care for health", and has continued to provide customers with the best quality products and create value for society.



Application:

Ideal for a variety of procedures, including: animals sterilizing operation, cat declaws, dew claw removal, closing minor lacerations, tooth extractions, and oral surgery. Also used for the adhesion of small windows, abrasions, cuts and other non-chronic wounds.



Residual Toe Excision



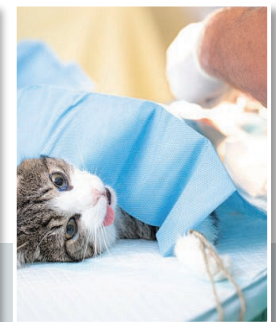
Lacerations



General Surgery



Eye Surgery



Sterilization Surgery



1. Eye Surgery: Repair of superficial damage to the eyelid or corneal.



2. Otorology: ear trauma repair surgery, etc.



3. Orthopedics: residual toe resection, fracture repair, etc.



4. Urology: Pet bladder stone surgery, etc.



5. Oncology Department: Skin tumor resection.



6. General Surgery: sterilization, castration, pet breast tumor resection, laceration abrasion, hernia repair, incision closure after internal fixation of fractures, etc.



7. Emergency Surgery: Traumatic skin laceration.



8. Animal experiments: Scenarios such as back incisions of experimental animals such as mice and rats, tumor tissue block fixation, etc.



VET SKIN ADHESIVE

Item NO.	PVG-01
Content :	3.0ml/PCS
Features :	Drop mouth applicator for well control.



LIQUID SKIN ADHESIVE

Item NO.	PVG-02
Content :	0.5ml/1.0ml PCS
Features :	Twist bottle mouth for easy use.



LIQUID SKIN ADHESIVE

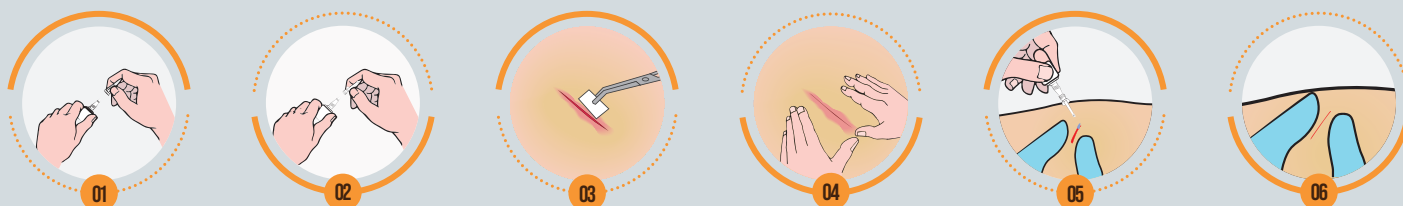
Item NO.	PVG-03
Content :	0.5ml/1.0ml PCS
Features :	Squeeze aluminum tube design for well control.

*Sterile



VET SKIN ADHESIVE

Item NO.	PVG-04(Sterile)
Content :	0.5ml/1.0ml PCS
Features :	Designed dropper for well coating.



- 1.Remove the cap.
- 2.Attach the applicator and push it into place.
- 3.Point the tip of the applicator at the patient and apply a small amount of tissue adhesive to the surface in a thin layer. Applying too thickly will cause the adhesive to crack prematurely, bringing the skin edges together for 5-10 seconds. Applicator tip avoid contact with wet surfaces and do not apply pet biological tissue glue inside or under the epidermis.
- 4.After the procedure is complete, check for bleeding. If necessary, re-drop the adhesive on the edge of the wound.



Vet Skin Adhesive:

VetGlu® quickly and conveniently closes minor wounds, often eliminating the need for sutures and/or bandages. VetGlu® Skin Adhesive. Provides a physical barrier to protect wound while healing. VetGlu® quickly and conveniently closes minor wounds, often eliminating the need for sutures and/or bandages. It polymerizes in seconds after contact with tissue and body fluids and binds wound edges together so natural healing can occur.



High Lights:

1. Strong bond, polymerizes in seconds.
2. Economical bottle with "reusable" applicator tips.
3. Blue dye for easy-to-see drop application.
4. Ideal for a variety of procedures, including: cat declaws, dew claw removal, closing minor lacerations, tooth extractions, and oral surgery.



Caution:

1. Please refer to the instructions before use
2. VetGlu® Skin Adhesive is for veterinary use only.
3. Clean and dry the wound with alcohol, and hold skin in position BEFORE applying the adhesive. It will wick into the crack and bond in 5-10 seconds.
4. Don't apply the glue to both sides first, the glue will have set before you can get the skin together. Extremely fluid, so it will "wick" a surprising distance.
5. Cyanoacrylate. Danger. Bonds skin and eyes in seconds. Keep out of the reach of children. Avoid eye and skin contact. If eyelids are bonded, do not force open. In case of skin bonding, quickly soak in warm water and avoid excessive force to free bonded area.



VetGlu®

ZHEJIANG PERFECTSEAL NEW MATERIAL TECHNOLOGY CO.,LTD

A2-1 of # 5 Plant , No.96 Mujin Road, Ningbo High-Tech Zone, Ningbo City, Zhejiang Province, China.

Tel: +86-574-8756 4800 / +86-574-8756 4717 E-mail: sales@perfectseal.com Http: www.perfectseal.com